


# Beatz & Barz:

## Creating a Hip-Hop Instrumental



Scan for  
slides

By: Meaghan O'Connor-Vince





# Introduction to Soundtrap



- There are a ton of different DAWs (digital audio workstation) that we can utilize (Fruity Loops/FL Studios, Ableton Live, Pro Tools, Logic, etc.)
- Soundtrap is one of the few that is cloud-based (meaning you can access it on any device with any internet connection).
- You can also collaborate with your friends!

# ***Introduction to Soundtrap***

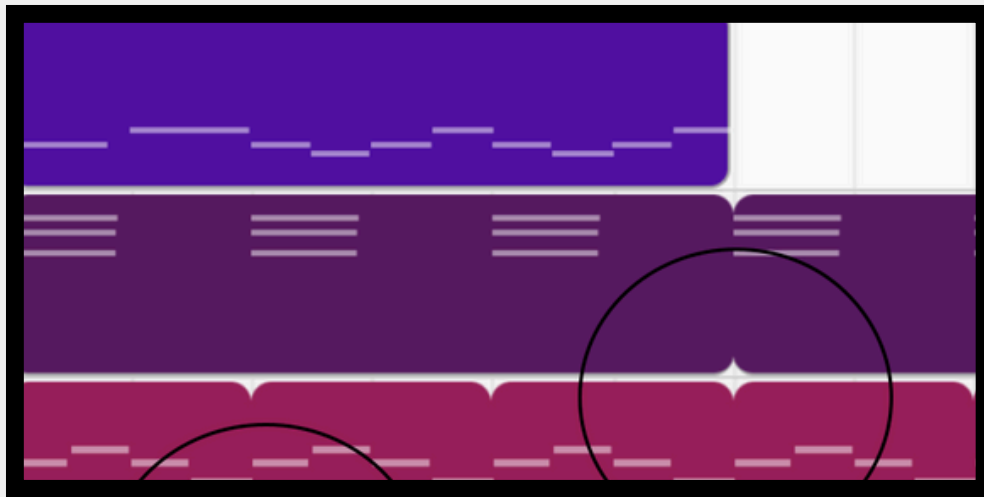
Today we're going to be trying it out!

## **Code: MassMT24**

**Get exclusive access to a 3-month extended trial to Soundtrap!**

**How to Redeem the Promo Code:**

1. Sign up here: [soundtrap.com/edu/promo](https://soundtrap.com/edu/promo)
2. Enter code: **MASSMT24** for a 90-day trial
3. Create your account using your school email address.




# Loops & Instrumentation

- Four basic instrumental roles in Hip-Hop:
  - Piano/Chords
  - Beat/Drums
  - Bass/808
  - Hook/Melody

## Examples

“Ms. Jackson” by Outkast  
“C.R.E.A.M.” by Wu-Tang Clan



Universal Skills

Loops

Soundtrap Example



# ***Form: Hip-Hop “ABAB...”***

- Form refers to the layout or overall roadmap/structure of a song. Think “verse”, “chorus”, “bridge”, etc.
- In Hip-Hop, the focus heavily relies on the lyrics, so the instrumental or the music behind the rapper/MC is usually pretty repetitive and easily structured in a repeating “binary form” (AB/verse, chorus). We call this Hip-Hop Form or ABABAB...

***Take a closer look at  
“N.Y. State of Mind” by Nas***  
The song simply alternates between  
several verses and the chorus:

***Intro - A - B - A - B***



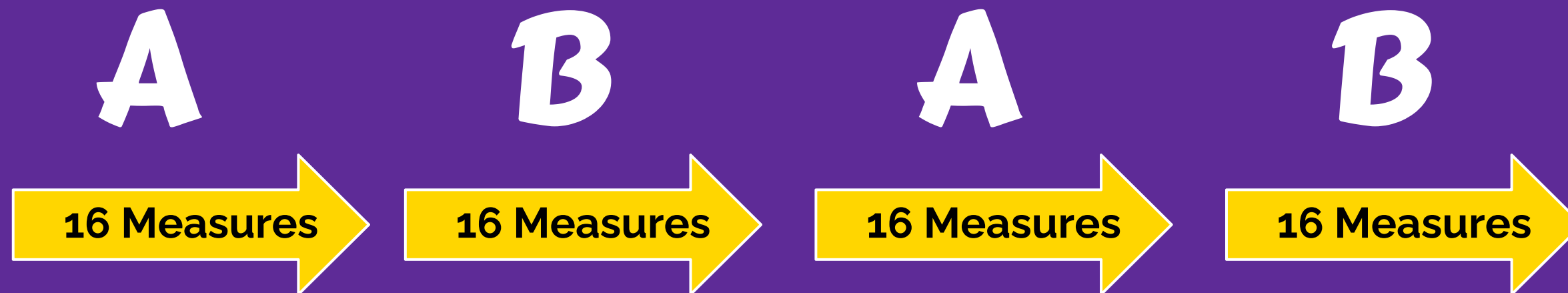
# Create A Hip-Hop Instrumental: ABAB

- Now it's your turn!
- Login to Soundtrap, and either individually or with a partner create an "A" and "B" section (copy and paste afterwards to create ABAB).



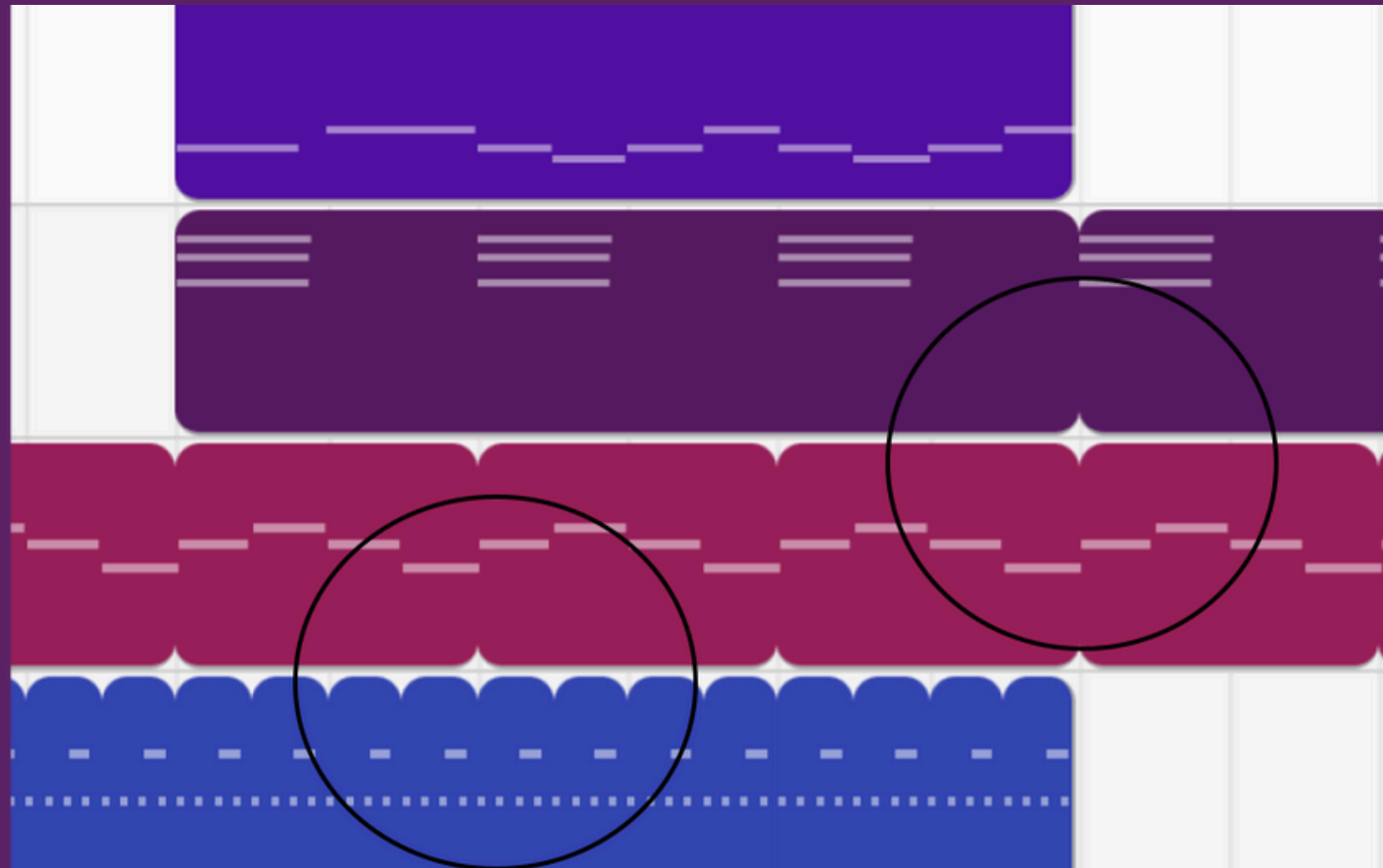
- Each section should be 16 measures in length, the song in total should be 64 measures.

- Try to incorporate the previously mentioned instrumentation at least once in your song:
  - Piano/Chords
  - Beat/Drums
  - Bass/808
  - Hook/Melody



# Music Making “Checklist”

- Loops are lined up (starting and ending at the same point)



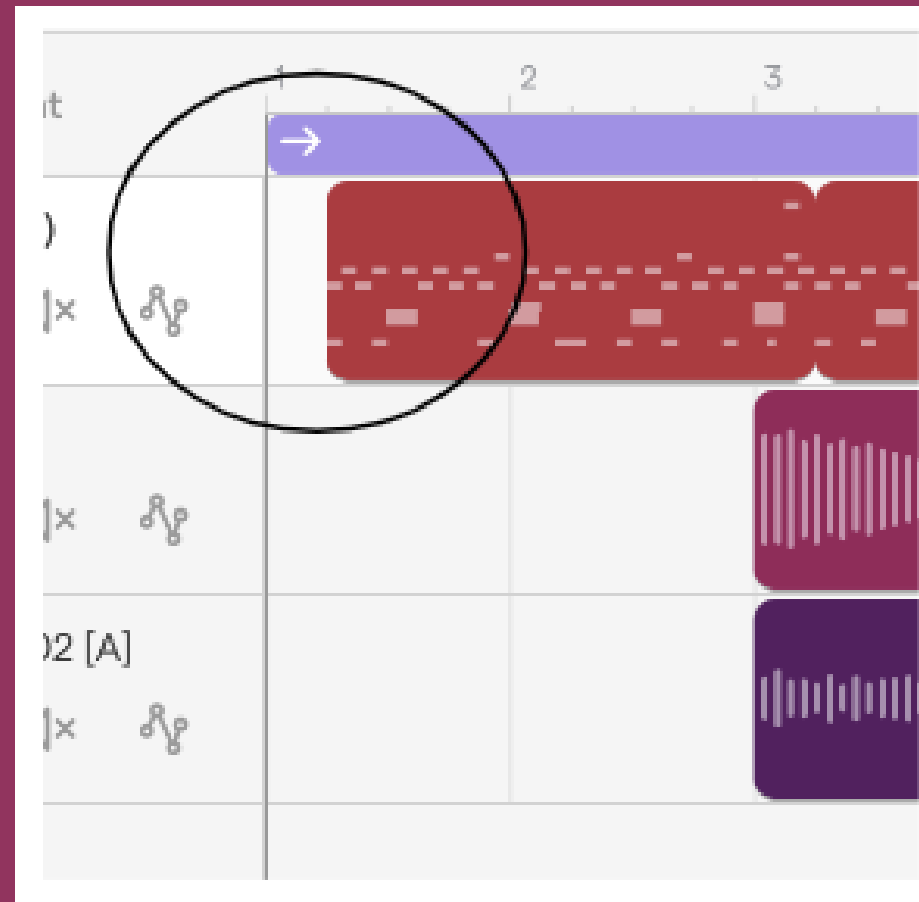
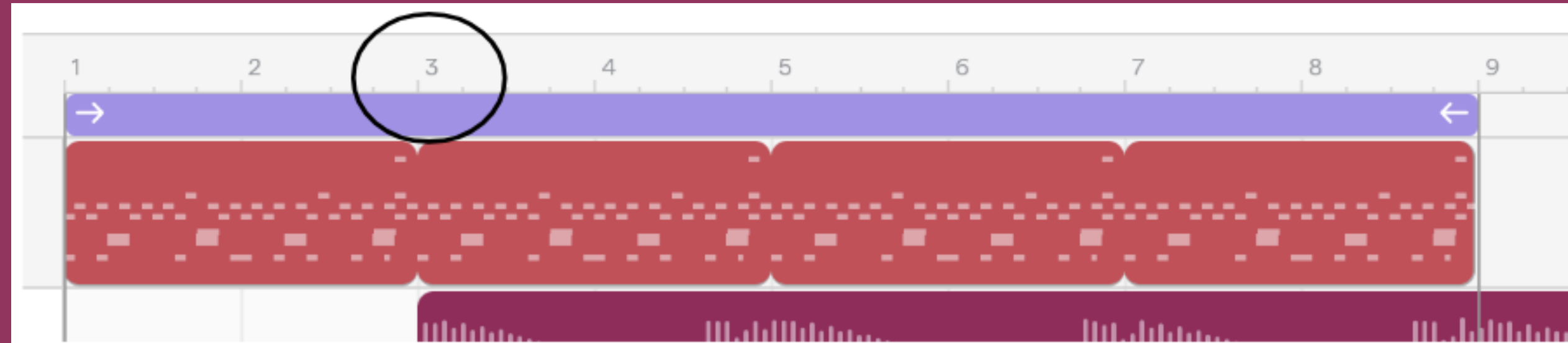
- Loops/Tracks are all in the same key (check by hovering over the loop. Make sure you have loops that are the capital letter alone, meaning “Major” or all loops with the little “m”, meaning “minor”).



[Music Making Checklist Link](#)

# Music Making Checklist

- Check your measure numbers, how many measures are required for the project?

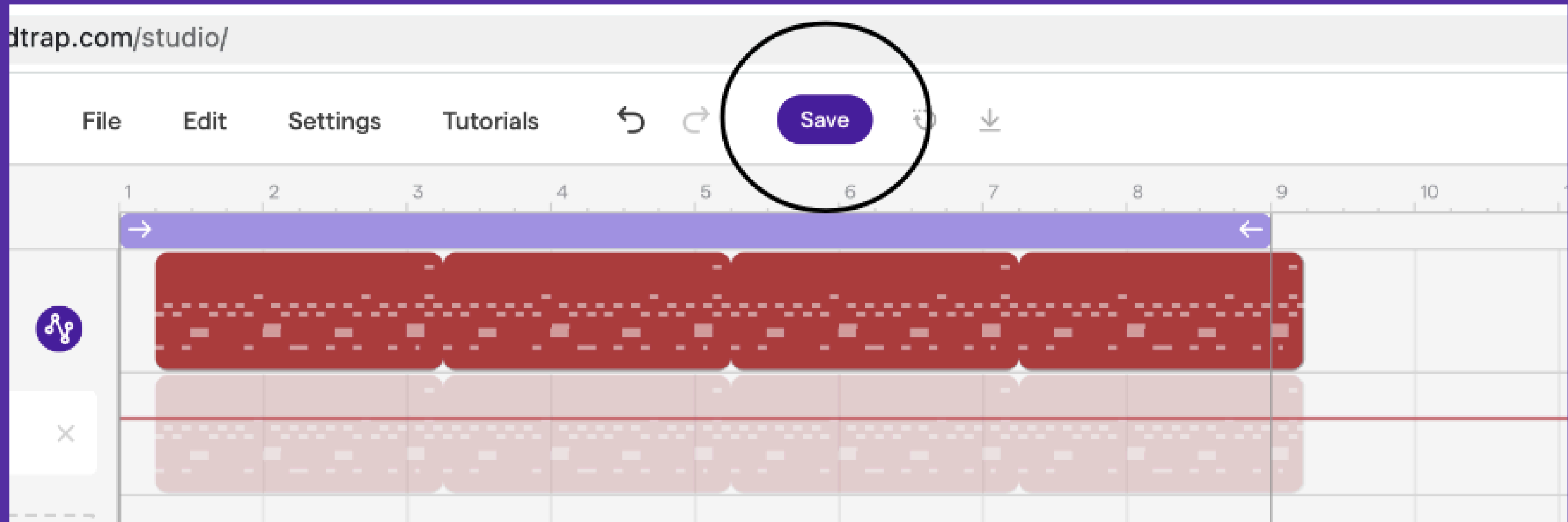


- Your song starts at the beginning of the region area (no space in the beginning of the track).



# Music Making “Checklist”

- Last, but certainly not least, make sure to ALWAYS “Save” your work!



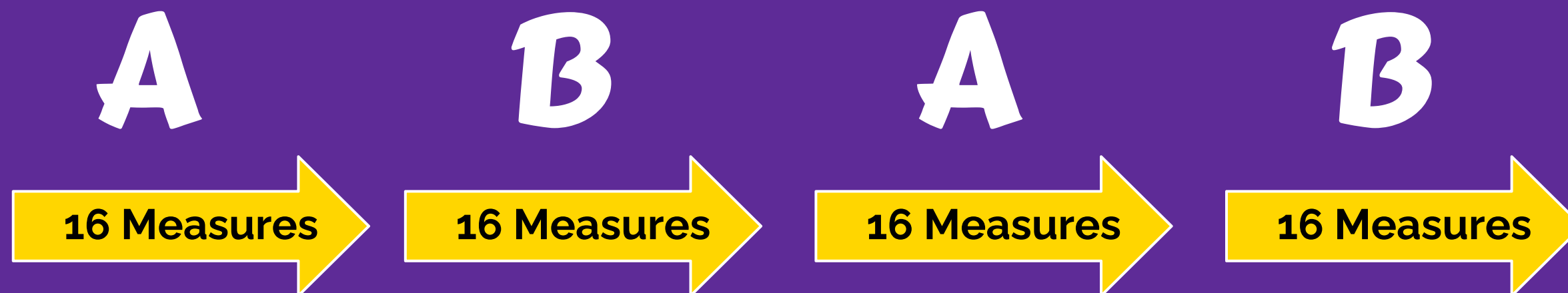
# Recap: Today...

- Login to Soundtrap, with the code!
- Create an instrumental with the form, ABAB.
- Each section should be 16 measures in length
- The song in total should be 64 measures.

Code: MassMT24

- Make sure to check the key/sample pack of loops selected
- Loops are lined up with one another

- Try to incorporate the previously mentioned instrumentation at least once in your song:
  - Piano/Chords
  - Beat/Drums
  - Bass/808
  - Hook/Melody





# ***Have fun & be creative!***

- Remember: music is a way to express yourself!
- Make sure that you're having fun while creating a song that reflects your creativity and uniqueness!

